





















## 1932 Presidential General Election Results

Note: The Google advertisement links below may advocate political positions that this site does not endorse.

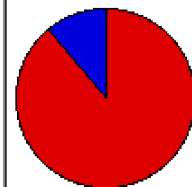

	Presidential Candidate	Vice Presidential Candidate	Political Party	Popular Vote		Electoral Vote	
	Franklin Roosevelt	John Garner	Democratic	22,821,513	57.41%	472	88.9%
	Herbert Hoover	Charles Curtis	Republican	15,761,532	39.65%	59	11.1%
	Norman Thomas	James Maurer	Socialist	884,895	2.23%	0	0.0%
	William Foster	James Ford	Communist	103,314	0.26%	0	0.0%
	William Upshaw	Frank Regan	Prohibition	81,922	0.21%	0	0.0%
	William Harvey	Frank Hemenway	Liberty	53,425	0.13%	0	0.0%
	Verne Reynolds	John Aiken	Socialist Labor	34,046	0.09%	0	0.0%
	Jacob Coxey	Julius Reiter	Farmer-Labor	7,431	0.02%	0	0.0%
	Write-ins	-	-	1,886	0.00%	0	0.0%
	John Zahnd	-	National	1,645	0.00%	0	0.0%
	James Cox	Victor Tisdal	Jobless	741	0.00%	0	0.0%
	No Candidate	-	Jacksonian	104	0.00%	0	0.0%
	Total			39,752,454		531	



### Map Key

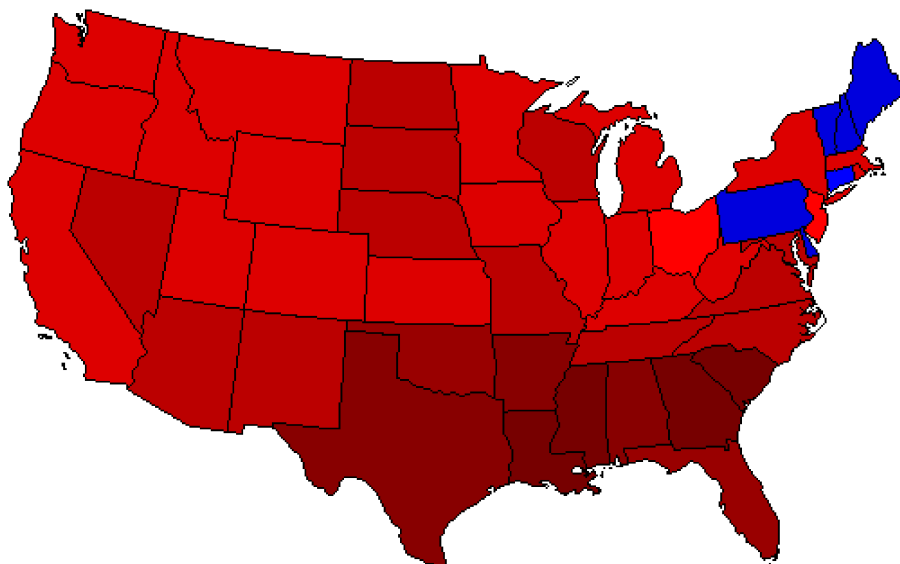
> 40%		
> 50%		
> 60%		-
> 70%		-
> 80%		-
> 90%		-

### Turnout



### Maps

- [Elect Vote](#)
- [Home St.](#)
- [Swing](#)
- [Trend](#)



### Data and Statistics: